



SADDLE PLEASURE

Date: _____ **Rider ID#:** _____ **Certified Rider Level** ___ /7 **Horse ID#:** _____ **Age of Horse:** ___

*Purpose: To confirm that the horse has easy free-flowing strides of reasonable length according to conformation. Horse is balanced, has correct gaits, cadence and consistency. Head must be in the vertical or slightly in front and carriage is relaxed, natural and poll must be higher than the withers, but the back must not hollow. English horses must cover ground easily and have more animation, but must not have extreme knee motion or too great of speed. **Must be responsive and have smooth and immediate transitions. Horse must appear to be a pleasure to ride.***

Minimum Age of Horse: 5 years

Test	Mark	Remarks
1		At the gate, enter at TROT and track right. At the midline, small circle left on the rail. Continue at trot
2		In front of the camera, CANTER left lead
3		At the midline, large circle left
4		Canter on the rail. By the gate, TROT
5		Take the long diagonal to change rein at trot
6		Continue on the rail at trot. At the midline, small circle right
7		By the gate, CANTER right lead
8		HAND GALLOP down the rail
9		Top left corner, CANTER
10		In front of the camera, TROT and take the long diagonal to change rein at trot
11		Turn down centerline and WALK in the middle
12		In front of the camera, HALT & PAUSE 6 seconds
13		REIN-BACK 5-6 steps
130		

Collective Mark

1. Horse's manners

2. Horse's conformation

3. Overall appearance and suitability

Collective Total













Technical Total

	X8		General Remarks:
	X1		
	X1		
100			
130			

Total 230

TOTAL SCORE %:

Signature of Judge: _____

<p>1. At the gate - Enter at Trot and track right. At the midline - Small Circle left. On the rail, continue at Trot.</p>		<p>2. In front of the camera - Canter left lead.</p>		<p>3. At the midline - Large circle left. 4. Canter on the rail. By the gate - Trot.</p>	
<p>4. Canter on the rail. By the gate - Trot.</p>		<p>5. Take the long diagonal to change rein at Trot.</p>		<p>6. Continue on rail at Trot. At the midline - Small circle right.</p>	
<p>7. By the gate - Canter right lead.</p>		<p>8. Canter down the rail.</p>		<p>9. Top left corner - Canter.</p>	
<p>10. In front of the camera - Trot and take the long diagonal to change rein.</p>		<p>11. Turn down <u>centerline</u> and Walk in the middle.</p>		<p>12. In front of the Camera - Halt & pause for 6 seconds. Rein-back 5-6 steps.</p>	



PLEASURE HACK

Date: _____ Rider ID#: _____ Certified Rider Level ___ /7 Horse ID#: _____ Age of Horse: _____

*Purpose: To confirm that the horse is suitable for fields and jumping with long, low strides covering ground smoothly and easily with relaxed and free-flowing gaits with correctness and cadence. Head must be in the vertical or slightly in front. Head carriage must be level with the withers or slightly higher. Must be bright, alert, willing with light leg and hand contact, responsive immediately in transitions. **Horse must appear to be a pleasure to ride.***

Minimum Age of Horse: 5 years

Test	Mark	Remarks
1		At the gate, enter at TROT and track right. At the midline, small circle left on the rail. Continue at trot
2		In front of the camera, CANTER left lead
3		At the midline, large circle left
4		Canter on the rail. By the gate, TROT
5		Take the long diagonal to change rein at trot
6		Continue on the rail at trot. At the midline, small circle right
7		By the gate, CANTER right lead
8		HAND GALLOP down the rail
9		Top left corner, CANTER
10		In front of the camera, TROT and take the long diagonal to change rein at trot
11		Turn down centerline and WALK in the middle
12		In front of the camera, HALT & PAUSE 6 seconds
13		REIN-BACK 5-6 steps
130		

Collective Mark

1. Horse's manners

2. Horse's conformation













3. Overall appearance and suitability

Collective Total

	X8		General Remarks:
	X1		
	X1		
100			

Technical Total	130		
Total	230		TOTAL SCORE %:

Signature of Judge: _____

<p>1. At the gate - Enter at Trot and track right. At the midline - Small Circle left. On the rail, continue at Trot.</p>		<p>2. In front of the camera - Canter left lead.</p>		<p>3. At the midline - Large circle left. 4. Canter on the rail. By the gate - Trot.</p>	
<p>4. Canter on the rail. By the gate - Trot.</p>		<p>5. Take the long diagonal to change rein at Trot.</p>		<p>6. Continue on rail at Trot. At the midline - Small circle right.</p>	
<p>7. By the gate - Canter right lead.</p>		<p>8. Canter down the rail.</p>		<p>9. Top left corner - Canter.</p>	
<p>10. In front of the camera - Trot and take the long diagonal to change rein.</p>		<p>11. Turn down <u>centerline</u> and Walk in the middle.</p>		<p>12. In front of the Camera - Halt & pause for 6 seconds. Rein- back 5-6 steps.</p>	



HUNTER UNDER SADDLE (Flat work) (Hunter Pleasure)

Date: _____ Rider ID#: _____ Certified Rider Level ___ /7 Horse ID#: _____ Age of Horse: _____

*Purpose: To confirm that the horse is suitable for fields and jumping with long, low strides covering ground smoothly and easily with the ability to lengthen gaits relaxed and free-flowing with correctness and cadence. Head must be in the vertical or slightly in front. Head carriage must be level with the withers or slightly higher. Must be bright, alert, willing with light leg and hand contact, responsive immediately in transitions. **Horse must appear to be a pleasure to ride.***

Minimum Age of Horse: 5 years













	Test	Mark	Remarks
1	At the gate, enter at TROT and track right. At the midline, small circle left on the rail. Continue at trot		
2	In front of the camera, CANTER left lead		
3	At the midline, large circle left		
4	Canter on the rail. By the gate, TROT		
5	Take the long diagonal to change rein at trot		
6	Continue on the rail at trot. At the midline, small circle right		
7	By the gate, CANTER right lead		
8	HAND GALLOP down the rail		
9	Top left corner, CANTER		
10	In front of the camera, TROT and take the long diagonal to change rein at trot		
11	Turn down centerline and WALK in the middle		
12	In front of the camera, HALT & PAUSE 6 seconds		
13	REIN-BACK 5-6 steps		
		130	

Collective Mark

1. Horse's manners
 2. Horse's conformation
 3. Overall appearance and suitability
- Collective Total **100**
- Technical Total **130**
- Total 230**

x1	General Remarks:
x8	
x1	
100	
130	
230	TOTAL SCORE %:

Signature of Judge: _____

<p>1. At the gate - Enter at Trot and track right. At the midline - Small Circle left. On the rail, continue at Trot.</p> 	<p>2. In front of the camera - Canter left lead.</p> 	<p>3. At the midline - Large circle left. 4. Canter on the rail. By the gate - Trot.</p> 
<p>4. Canter on the rail. By the gate - Trot.</p> 	<p>5. Take the long diagonal to change rein at Trot.</p> 	<p>6. Continue on rail at Trot. At the midline - Small circle right.</p> 
<p>7. By the gate - Canter right lead.</p> 	<p>8. Hand gallop down the rail.</p> 	<p>9. Top left corner - Canter.</p> 
<p>10. In front of the camera - Trot and take the long diagonal to change rein.</p> 	<p>11. Turn down centerline and Walk in the middle.</p> 	<p>12. In front of the Camera - Halt & pause for 6 seconds. Rein-back 5-6 steps.</p> 



ENGLISH PLEASURE (Natural)

(Country Pleasure style/Open English Pleasure style)

Date: _____ **Rider ID#:** _____ **Certified Rider Level** ___ /7 **Horse ID#:** _____ **Age of Horse:** ___

Purpose: To confirm that the horse has easy free-flowing strides of reasonable length according to conformation. Horse is balanced, has correct gaits, cadence and consistency. Head must be in the vertical or slightly in front and carriage is relaxed, natural and poll must be higher than the withers, but the back must not hollow. English horses must cover ground easily and have more animation, but must not have extreme knee motion or too great of speed. Must be responsive and have smooth and immediate transitions. Horse must appear to be a pleasure to ride.

Minimum Age of Horse: 5 years

	Test	Mark	Remarks
1	At the gate, enter at NORMAL TROT and track right. At the midline, small circle left. On the rail, continue at Normal trot		
2	In front of the camera, CANTER left lead		
3	At the midline, large circle left		
4	Canter on the rail. By the gate, NORMAL TROT		
5	Take the long diagonal to change rein at EXTENDED TROT		
6	Continue on the rail at NORMAL TROT. At the midline, small circle right		
7	By the gate, CANTER right lead		
8	HAND GALLOP down the rail		
9	Top left corner, CANTER		
10	In front of the camera, NORMAL TROT and take the long diagonal to change rein at EXTENDED TROT		
11	NORMAL TROT and turn down centerline and WALK in the middle		
12	In front of the camera, HALT & PAUSE 6 seconds		
13	REIN-BACK 5-6 steps		
			130

Collective Mark

1. Horse's manners
2. Horse's conformation
3. Overall appearance and suitability

Collective Total

Technical Total

Total

	x8		General Remarks:
	x1		
	x1		
100			
130			
230			TOTAL SCORE %:

Signature of Judge: _____

<p>1. At the gate - Enter at Normal Trot and track right. At the midline - Small Circle left. On the rail, continue at Normal Trot.</p>		<p>2. In front of the camera - Canter left lead.</p>		<p>3. At the midline - Large circle left. 4. Canter on the rail. By the gate - Normal Trot.</p>	
<p>4. Canter on the rail. By the gate - Trot.</p>		<p>5. Take the long diagonal to change rein at Extended Trot.</p>		<p>6. Continue on rail at Normal Trot. At the midline - Small circle right.</p>	
<p>7. By the gate - Canter right lead.</p>		<p>8. Hand Gallop down the rail.</p>		<p>9. Top left corner - Canter.</p>	
<p>10. In front of the camera - Normal Trot and take the long diagonal in Extended Trot to change rein.</p>		<p>11. Normal Trot and turn down centerline and Walk in the middle.</p>		<p>12. In front of the Camera - Halt & pause for 6 seconds. Rein-back 5-6 steps.</p>	



SHOW HACK

Date: _____ **Rider ID#:** _____ **Certified Rider Level** ___ /7 **Horse ID#:** _____ **Age of Horse:** ___

Purpose: To confirm that the horse shows versatility on the flat. The gaits have easy, free-flowing stride of various length. Horse is balanced, has correct gaits, cadence and consistency. Head must be in the vertical or slightly in front and carriage is relaxed, natural and poll must be higher than the withers, but the back must not hollow. Horses must not have high knee motion and must show clear transitions and definition between the different gaits while being submissive and responding readily to the rider's aids.

Minimum Age of Horse: 5 years

	Test	Mark	Remarks
1	At the gate, enter at NORMAL TROT and track right. At the midline, small circle left COLLECTED TROT. On the rail, continue at NORMAL TROT		
2	In front of the camera, NORMAL CANTER left lead		
3	At the midline, large circle left COLLECTED CANTER		
4	NORMAL CANTER on the rail. By the gate, NORMAL TROT		
5	Take the long diagonal to change rein at EXTENDED TROT		
6	Continue on the rail at NORMAL TROT. At the midline, small circle right COLLECTED TROT. On the rail, NORMAL TROT		
7	By the gate, NORMAL CANTER right lead		
8	EXTENDED CANTER down the rail		
9	Top left corner, NORMAL CANTER		
10	In front of the camera, NORMAL TROT and take the long diagonal to change rein at EXTENDED TROT		
11	Bottom left corner, NORMAL TROT and turn down centerline and WALK in the middle		
12	In front of the camera, HALT & PAUSE 6 seconds		
13	REIN-BACK 5-6 steps		













130

Collective Mark

1. Horse's manners
2. Horse's conformation
3. Horse's substance
4. Overall performance

	x2		General Remarks:
	x3		
	x4		
	x1		
Collective Total	100		
Technical Total	130		
Total	230		TOTAL SCORE %:

Signature of Judge: _____

<p>1. At the gate - Enter at Normal Trot and track right. At the midline - Small Circle left Collected Trot. On the rail, continue at Normal Trot.</p>		<p>2. In front of the camera - Normal Canter left lead.</p>		<p>3. At the midline - Large circle left in Collected Canter.</p>	
<p>4. Normal Canter on the rail. By the gate - Normal Trot.</p>		<p>5. Take the long diagonal to change rein at Extended Trot.</p>		<p>6. Continue on the rail at Normal Trot. At the midline - Small circle right Collected Trot, then on rail at Normal Trot.</p>	
<p>7. By the gate - Normal Canter right lead.</p>		<p>8. Extended Canter down the rail.</p>		<p>9. Top left corner - Normal Canter.</p>	
<p>10. In front of the camera - Normal Trot and take the long diagonal in Extended Trot to change rein.</p>		<p>11. Bottom left corner - Normal Trot and turn down centerline and Walk in the middle.</p>		<p>12. In front of the Camera - Halt & pause for 6 seconds. Rein-back 5-6 steps.</p>	



ROAD HACK

Date: _____ Rider ID#: _____ Certified Rider Level ___ /7 Horse ID#: _____ Age of Horse: _____

Purpose: To confirm that the horse shows versatility on the flat. The gaits have easy, free-flowing stride of various length. Horse is balanced, has correct gaits, cadence and consistency. Head must be in the vertical or slightly in front and carriage is relaxed, natural and poll must be higher than the withers, but the back must not hollow. Horses must not have high knee motion and must show clear transitions and definition between the different gaits while being submissive and responding readily to the rider's aids.

Minimum Age of Horse: 5 years

	Test	Mark	Remarks
1	At the gate, enter at NORMAL TROT and track right. At the midline, small circle left SITTING TROT. On the rail, continue at Normal trot		
2	In front of the camera, EASY CANTER left lead		
3	At the midline, large circle left		
4	EASY CANTER on the rail. By the gate, NORMAL TROT		
5	Take the long diagonal to change rein at STRONG TROT		
6	Continue on the rail at NORMAL TROT. At the midline, small circle right SITTING TROT. On the rail, NORMAL TROT		
7	By the gate, EASY CANTER right lead		
8	HAND GALLOP down the rail		
9	Top left corner, EASY CANTER		
10	In front of the camera, NORMAL TROT and take the long diagonal to change rein at STRONG TROT		
11	Bottom left corner, NORMAL TROT and turn down centerline and WALK in the middle		
12	In front of the camera, HALT & PAUSE 6 seconds		
13	REIN-BACK 5-6 steps		

130

Collective Mark

1. Horse's manners
2. Horse's conformation
3. Horse's substance
4. Overall performance

	x2		General Remarks:
	x3		
	x4		
	x1		
Collective Total	100		
Technical Total	130		
Total	230		TOTAL SCORE %:

Signature of Judge: _____

<p>1. At the gate - Enter at Normal Trot and track right. At the midline - Small Circle left Sitting Trot. On the rail, continue at Normal Trot.</p>		<p>2. In front of the camera - Easy Canter left lead.</p>		<p>3. At the midline - Large circle left.</p>	
<p>4. Easy Canter on the rail. By the gate - Normal Trot.</p>		<p>5. Take the long diagonal to change rein at Strong Trot.</p>		<p>6. Continue on the rail at Normal Trot. At the midline - Small circle right Sitting Trot, then on the rail at Normal Trot.</p>	
<p>7. By the gate - Easy Canter right lead.</p>		<p>8. Hand Gallop down the rail.</p>		<p>9. Top left corner - Easy Canter.</p>	
<p>10. In front of the camera - Normal Trot and take the long diagonal in Strong Trot to change rein.</p>		<p>11. Bottom left corner - Normal Trot and turn down centerline and Walk in the middle.</p>		<p>12. In front of the Camera - Halt & pause for 6 seconds. Rein-back 5-6 steps.</p>	

The following is the Prix Caprilli test for jumping as an option only.

The Hunter Jumper may design their own course and height of jumps.



Prix Caprilli Test

Date: _____ **Rider ID#:** _____ **Certified Rider Level** ___/7 **Horse ID#:** _____ **Age of Horse:** ___

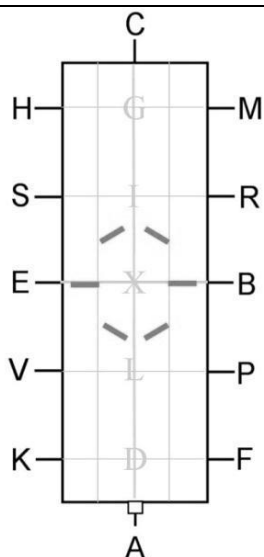
All trot work to be ridden rising. Horse expected to be in the vertical or slightly in front expect for when jumping.

Knocking a jump over equals a 5 point penalty. Jumps may be 12-24". Horse's minimum age is 3 years old.

Co-efficient

		Testing Directive	Directive Ideas	Pts		Ttl	Remarks
1	A X	Enter medium walk Halt, salute, proceed working trot	Quality of walk, trot, transitions, halt, and immobility.		↓		
2	C	Track right	Quality of trot, turn, bend and balance.				
3	M-F	One loop to ¼ line and 1 st jump	<i>Quality of jump, balance, control and precision.</i>		2		
4	KXM	Change rein over jumps	<i>Quality of jumps, balance, control and precision.</i>				
5	C	Medium walk	Quality of walk and transition.				
6	H-K	Free walk	Quality of free walk and transition.		2		
7	K	Medium walk	Quality of walk and transition.				
8	F	Working trot	Quality of trot and transition.				
9	H-K	One loop to ¼ line and 4 th jump	<i>Quality of jump, balance, control and precision.</i>		2		
10	FXH	Change rein over jumps	<i>Quality of jumps, balance, control and precision.</i>				
11	H	Working trot	Quality of trot, turn, bend and balance.				
12	C C	Circle right 20m Working trot proceed around to A	Quality of trot and roundness of circle.		2		
13	A X	Turn down centerline Halt, salute	Quality of halt, transition and immobility.				

Leave the arena at A in walk on long rein.



Collective Marks:			
GAITS (rhythm/tempo, relaxation/lightness & balance)	2		
IMPULSION (energy, elasticity & engagement)	2		
SUBMISSION (attention, confidence, ease, contact & obedience)	2		
RIDER (equitation, aids & harmony)	3		
Comments:	Subtotal		
	Less Errors		(-)
	Total Points		
	Max. Pts		250
	Bonus Marks		
Final Score			
Judge's Signature: _____			